

Simpson Vendor Uniform Order Form

Vendor Name: _____

All uniforms will be constructed of Gabardine Nomex Fabric and will feature the following comfort options:

- ✓ Full 360° Shoulder Gussets
- ✓ Inset Front Pockets
- ✓ Straight Leg Cuffs (boot cuff)
- ✓ Driver's Name Embroidered on Belt in Script

Options:

Arm Restraints \$50.00 Additional Cost _____

2-Piece Uniform \$35.00 Additional Cost _____

Back Gusset \$50.00 Additional Cost _____

•NO OTHER OPTIONS ARE AVAILABLE

Instructions:

1. Measure driver with a cloth measuring tape and record measurements on chart.
2. Complete the name and shipping address portions on the chart. Shipping address must have street address. UPS will not deliver to post office boxes.

Form of Payment:

Cash _____ Check _____

Credit Card# _____

Expiration _____ Validation Code _____

Name for Embroidery: _____
(please **PRINT** exactly as name is to appear on uniform)

Name (please PRINT) _____ City _____

Address _____ State _____

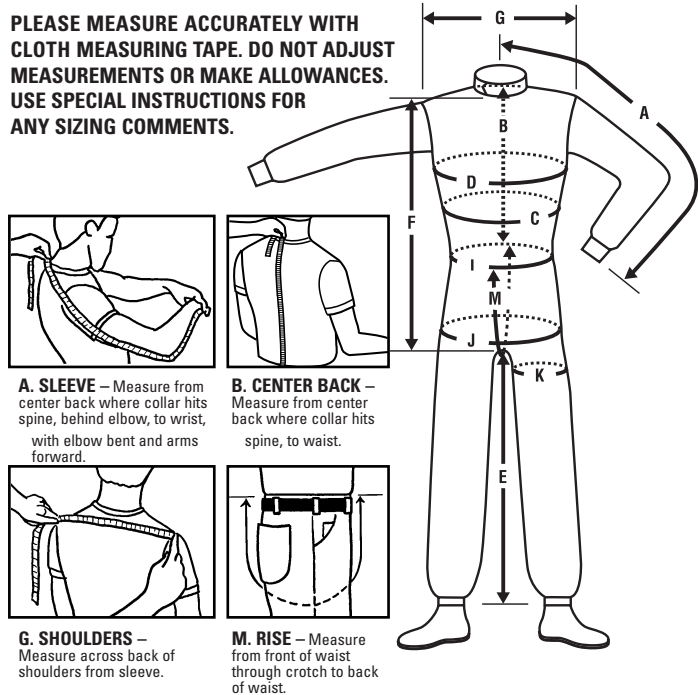
Telephone () _____ - _____ Zip Code _____

Ship to:

MEASURE FOR A CUSTOM FIT BUILD TYPE

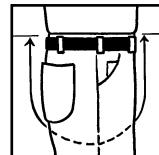
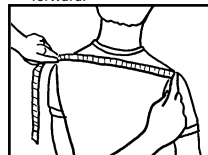
MALE FEMALE YOUTH

PLEASE MEASURE ACCURATELY WITH CLOTH MEASURING TAPE. DO NOT ADJUST MEASUREMENTS OR MAKE ALLOWANCES. USE SPECIAL INSTRUCTIONS FOR ANY SIZING COMMENTS.



A. SLEEVE – Measure from center back where collar hits spine, behind elbow, to wrist, with elbow bent and arms forward.

B. CENTER BACK – Measure from center back where collar hits spine, to waist.



G. SHOULDERS – Measure across back of shoulders from sleeve.

M. RISE – Measure from front of waist through crotch to back of waist.

KEY	DESCRIPTION (USE CLOTH MEASURING TAPE)	MEASUREMENTS (INCHES)
A	Neck to wrist. Measure from center of neck (bone) to wrist.	
B	Center back length. Measure neck (bone) to waist (C).	
C	Natural waist circumference. Measure across navel & level across back.	
D	Chest circumference. Measure widest circumference.	
E	Inseam. Measure bottom of rise to ankle (bone).	
F	Collar bone to where crotch seams meet.	
G	Shoulder width. End of shoulder to end of shoulder.	
I	Measure circumference of waist at beltline where pants are worn.	
J	Hip. Measure largest circumference around hips.	
K	Thigh. Measure 2" below crotch.	
M	Rise. Measure front to back waist. Same measurement points as C.	
N	Neck size	
O	Height	
P	Weight	

Payment Information:

Suit: \$ _____

Shipping: \$ **25.00**

Options (add): \$ _____

Total: \$ _____